



Catch a CLUE™



STUDENT SERVICES ASSESSMENT TASKFORCE

Assessment Strategies/Methodology Training
for Summer Student Services Retreat Update

On the HUMP- Great place to be!



S.S. Assessment Process

- ❖ **Department Orientation**
- ❖ **Mission Statements**
- ❖ **Functions Identification**
- ❖ **Population Identification**
- ❖ **Service and Learning Outcomes**
- ❖ **Assessment Methodology Planning**
- ❖ **Assessment**
- ❖ **Evaluation/Change**
- ❖ **Reporting**

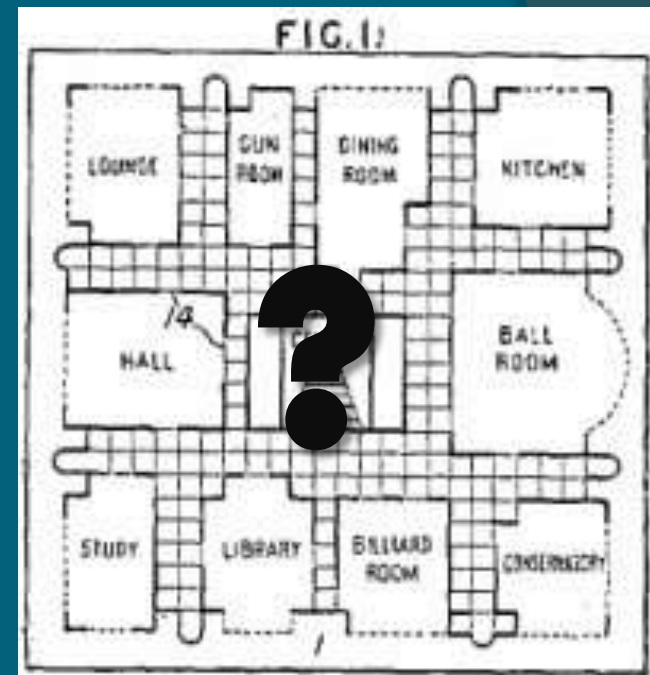
Where we are...

- The stage is set
 - Division-wide program understanding
 - We know who we are
 - We are aware of who we serve and what we do
 - We have articulated our program outcomes
- Now we have to prove it!
 - This is done through applying measurement to our organization
 - This concept may be challenging
 - We have what it takes to get it done!



Catch a Clue™ in Student Services


- Who did it? With what? In what room?
- Becomes->
 - Who does this happen to?
 - What happened?
 - Where in our process or service does it occur?



**YOU MUST CREATE THE METHOD FOR
CAPTURING THE MURDERER
ANSWERS!**

Top 5 List for an Effective Assessment Plan.

- ① #1- Grow your methods from your outcomes
 - Methods are to particular to your area
 - Start with your outcomes and brainstorm
 - Time
 - Place
 - Manner
 - Be Specific!



Top 5 List for an Effective Assessment Plan.


- #2- Be Student Focused
 - Students are going to be a part of most of our measures
 - Be sensitive to the student perspective when thinking about how you'll collect your data
 - Ask the questions?
 - Is it reasonable
 - Is it ethical
 - Is it doable



Top 5 List for an Effective Assessment Plan.

③ #3- Get Creative

- Think about your outcomes from multiple frames or lenses
- Brainstorm assessment ideas for each of your outcomes
- Over-generate assessment method ideas so that you can choose the best ones
- Seek an outsider perspective
- Ask some students



Top 5 List for an Effective Assessment Plan.


- ④ #4- Think Small for Big Results
 - Keep your methods and assessment periods small, direct, and manageable.
 - Target your questions strategically and focus on just a few things at a time
 - Trying to assess everything at once may be a burden to your students and your staff.



TM


Top 10 List for an Effective Assessment Plan.

- #5- Use Assessment as a Team Activity
 - WOULD YOU PLAY CLUE™ BY YOURSELF?
 - Design alone = Boring!!
 - Designing in teams = engaging!!
 - More team member allows greater creativity
 - Set the standards for inclusivity early



AS ALWAYS...

- Thanks to our Student Services Staff for your participation and support in our division-wide assessment work.
- Questions... Comments???



TM